

The Student Perceptions of Behavior & Discipline Sample Data Summary Report for Rainbow Middle School

Developed by Drs. Laura Feuerborn, Professor, University of Washington Tacoma,
Ashli Tyre, Professor, Seattle University, &
Kathy Beaudoin, Associate Professor, University of Washington Tacoma

Please contact Laura Feuerborn with questions. Email feuerl@uw.edu

Research and Development of the Student Perceptions of Behavior and Discipline Survey (StPBD)

Understanding student perspectives of behavior and discipline is an important step in planning and implementing multi-tiered systems of support, such as schoolwide positive behavior supports (SWPBIS), particularly in middle and high schools. Using student data to inform these efforts can result in higher staff and student investment along with greater fidelity, quality of implementation, and desired outcomes.

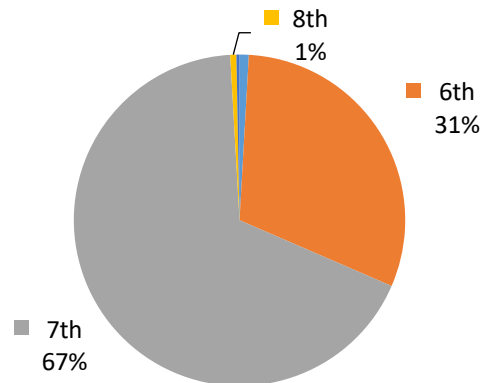
We recommend using the StPBD with the Staff Perceptions of Behavior and Discipline (SPBD) to identify systemic strengths or assets along with potential barriers or areas in need of improvement.

Date of survey completion: 5/15/2019

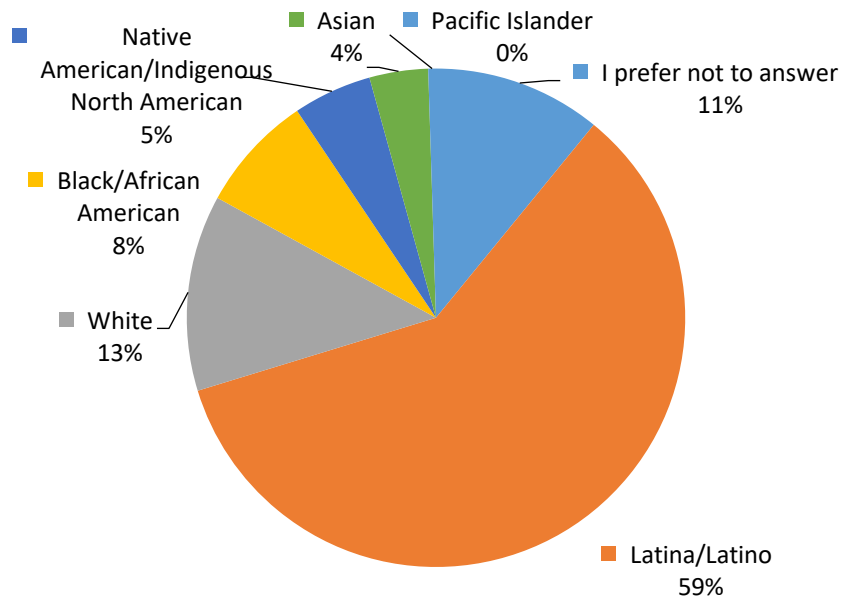
Total Participants: 327

What grade are you in?

Grade	Count	Percent
6	100	30.6 %
7	221	67.6 %
8	2	0.6 %



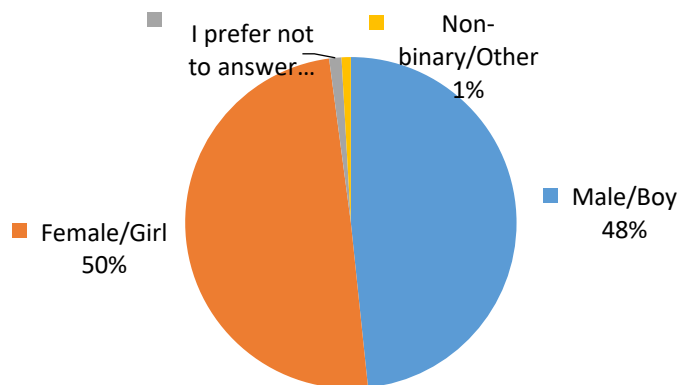
What is your race or ethnicity? Please check all that apply.



Race	Count	Percent
Latina/Latino	233	59.3 %
White	50	12.7 %
I prefer not to answer	43	10.9 %
Black/African American	30	7.6 %
Native American/Indigenous North American	20	5.1 %
Asian	15	3.8 %
Pacific Islander	2	0.5 %

What is your gender?

Gender	Count	Percent
Female/Girl	162	49.5 %
Male/Boy	158	48.3 %
I prefer not to answer	4	1.2 %
Non-binary/Other	3	0.9 %

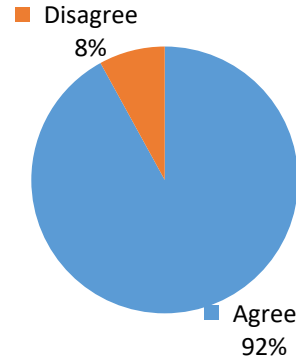


Domain 1: PBIS Practices

Assesses students' perceptions of essential elements of schoolwide positive behavior interventions and supports (PBIS). This includes schoolwide expectations, the acknowledgement system, and an equitable consequence system.

Question 1: I know what will happen if I break a rule at this school.

Answer	Count	Percent
Totally agree	96	29.4 %
Somewhat agree	68	20.8 %
Agree	137	41.9 %
Somewhat disagree	18	5.5 %
Disagree	6	1.8 %
Totally disagree	2	0.6 %



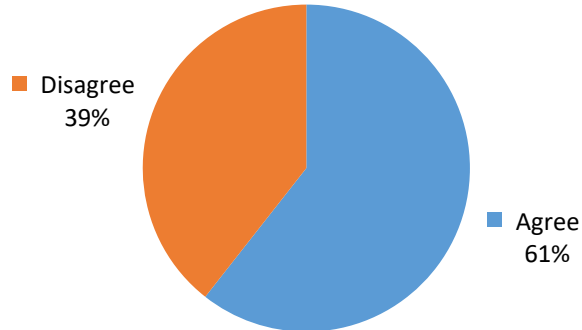
Question 2: Have you been sent to the office for breaking a rule in the past year?

Answer	Count	Percent
No	209	63.9 %
Yes	118	36.1 %



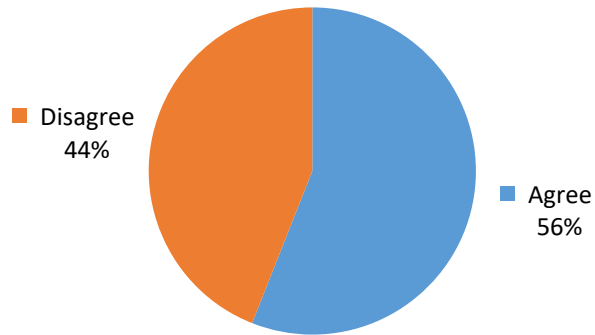
Question 3: I get confused because my teachers have different rules.

Answer	Count	Percent
Totally agree	57	17.4 %
Somewhat agree	80	24.5 %
Agree	61	18.7 %
Somewhat disagree	38	11.6 %
Disagree	64	19.6 %
Totally disagree	27	8.3 %



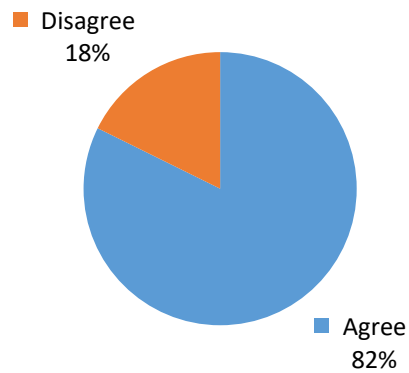
Question 4: I think students at this school are disciplined fairly.

Answer	Count	Percent
Totally agree	19	5.8 %
Somewhat agree	105	32.1 %
Agree	59	18.0 %
Somewhat disagree	55	16.8 %
Disagree	46	14.1 %
Totally disagree	43	13.1 %



Question 5: Someone taught me the SOAR expectations this year.

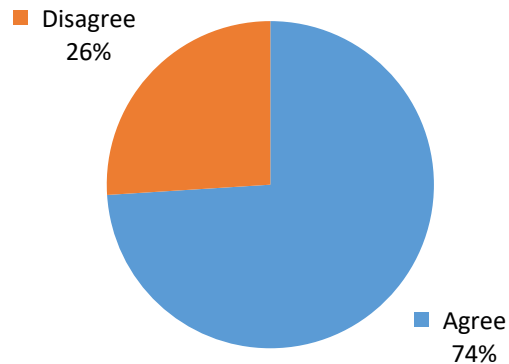
Answer	Count	Percent
Totally agree	94	28.7 %
Somewhat agree	52	15.9 %
Agree	123	37.6 %
Somewhat disagree	17	5.2 %
Disagree	25	7.6 %
Totally disagree	16	4.9 %



MISSING: [insert expectations] expectations are posted in all of my classrooms.

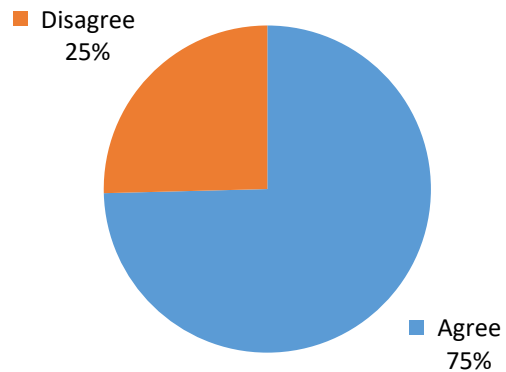
Question 7: I like being noticed for following the rules.

Answer	Count	Percent
Totally agree	43	13.1 %
Somewhat agree	117	35.8 %
Agree	82	25.1 %
Somewhat disagree	35	10.7 %
Disagree	29	8.9 %
Totally disagree	21	6.4 %



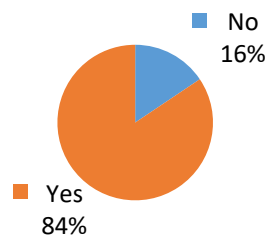
Question 8: I like being rewarded with SOAR Tickets.

Answer	Count	Percent
Totally agree	76	23.2 %
Somewhat agree	85	26.0 %
Agree	83	25.4 %
Somewhat disagree	30	9.2 %
Disagree	35	10.7 %
Totally disagree	18	5.5 %



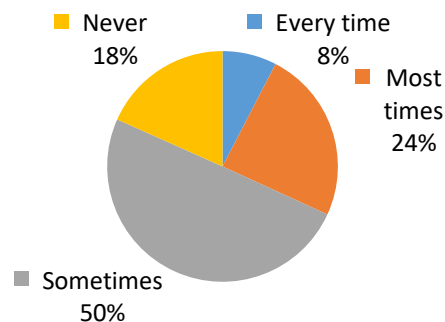
Question 9: I have received a SOAR Tickets at school in the last year.

Answer	Count	Percent
No	51	15.6 %
Yes	276	84.4 %



Question 10: Adults in this school notice when you do the right thing.

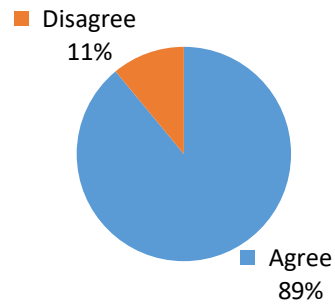
Answer	Count	Percent
Every time	25	7.6 %
Most times	79	24.2 %
Sometimes	163	49.8 %
Never	60	18.3 %



Question 11: I like when teachers tell me I'm doing a good job.

Answer	Count	Percent
Totally agree	69	21.1 %

Somewhat agree	97	29.7 %
Agree	125	38.2 %
Somewhat disagree	26	8.0 %
Disagree	6	1.8 %
Totally disagree	4	1.2 %

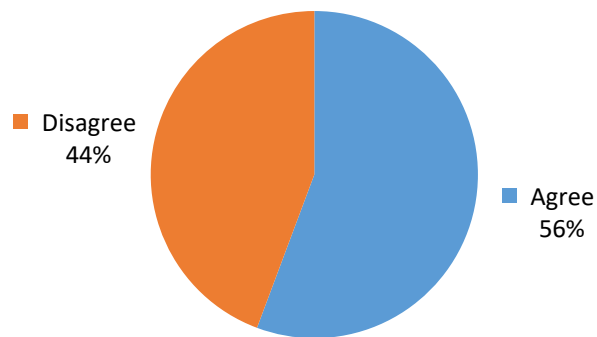


Domain 2: School Climate

This domain assesses student perceptions of safety and belonging, along with their attitudes toward school and the degree to which they perceive to have voice in the school. This domain also assesses student perceptions of staff stress and bias in discipline.

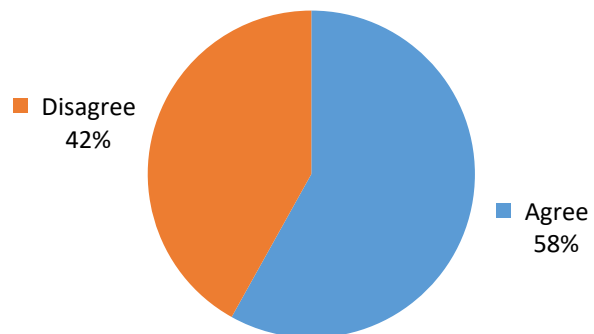
Question 12: Adults at this school listen to my ideas.

Answer	Count	Percent
Totally agree	14	4.3 %
Somewhat agree	131	40.1 %
Agree	37	11.3 %
Somewhat disagree	46	14.1 %
Disagree	53	16.2 %
Totally disagree	46	14.1 %



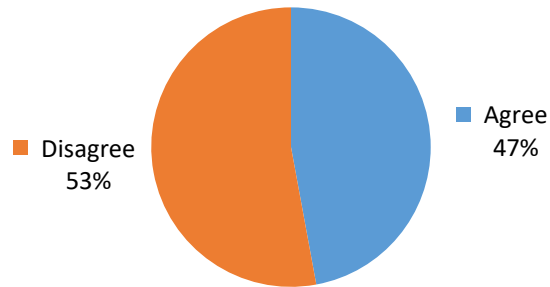
Question 13: Students in this school are allowed to make decisions.

Answer	Count	Percent
Totally agree	22	6.7 %
Somewhat agree	108	33.0 %
Agree	60	18.3 %
Somewhat disagree	61	18.7 %
Disagree	35	10.7 %
Totally disagree	41	12.5 %



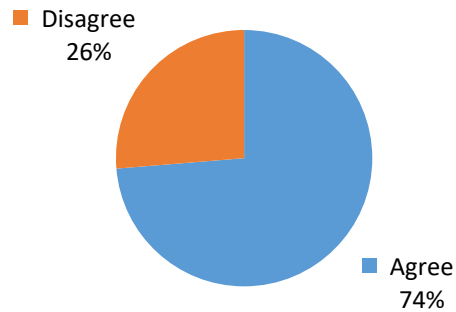
Question 14: Adults at this school treat students differently based on who they are (gender, race, income).

Answer	Count	Percent
Totally agree	44	13.5 %
Somewhat agree	73	22.3 %
Agree	37	11.3 %
Somewhat disagree	41	12.5 %
Disagree	73	22.3 %
Totally disagree	59	18.0 %



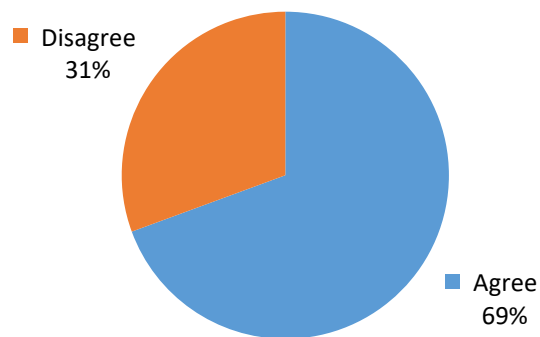
Question 15: Teachers at this school yell a lot.

Answer	Count	Percent
Totally agree	105	32.1 %
Somewhat agree	81	24.8 %
Agree	55	16.8 %
Somewhat disagree	48	14.7 %
Disagree	27	8.3 %
Totally disagree	11	3.4 %



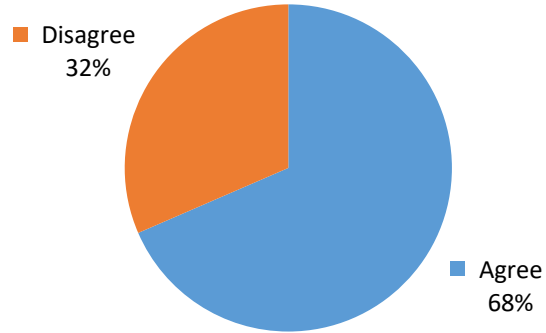
Question 16: School staff seem stressed out.

Answer	Count	Percent
Totally agree	62	19.0 %
Somewhat agree	102	31.2 %
Agree	63	19.3 %
Somewhat disagree	47	14.4 %
Disagree	34	10.4 %
Totally disagree	19	5.8 %



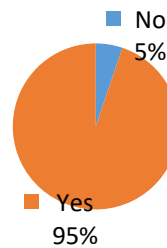
Question 17: I feel like I belong at this school.

Answer	Count	Percent
Totally agree	37	11.3 %
Somewhat agree	105	32.1 %
Agree	82	25.1 %
Somewhat disagree	44	13.5 %
Disagree	21	6.4 %
Totally disagree	38	11.6 %



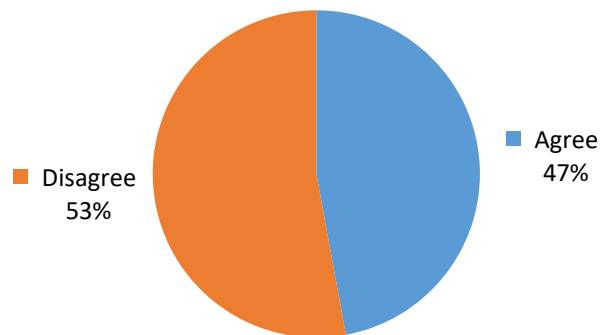
Question 18: I have at least one good friend in this school.

Answer	Count	Percent
No	17	5.2 %
Yes	310	94.8 %



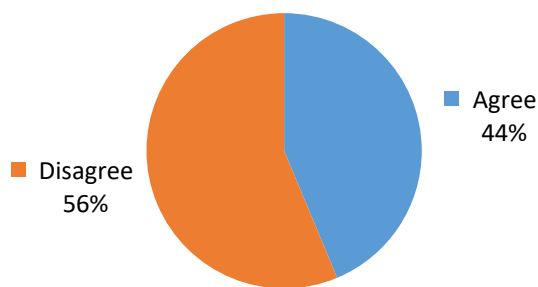
Question 19: Students at this school treat adults with respect.

Answer	Count	Percent
Totally agree	16	4.9 %
Somewhat agree	98	30.0 %
Agree	40	12.2 %
Somewhat disagree	73	22.3 %
Disagree	54	16.5 %
Totally disagree	46	14.1 %



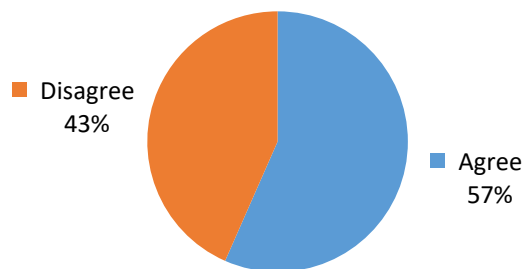
Question 20: This school is a positive place.

Answer	Count	Percent
Totally agree	9	2.8 %
Somewhat agree	94	28.7 %
Agree	40	12.2 %
Somewhat disagree	78	23.9 %
Disagree	53	16.2 %
Totally disagree	53	16.2 %



Question 21: I am proud of my school.

Answer	Count	Percent
Totally agree	18	5.5 %
Somewhat agree	97	29.7 %
Agree	70	21.4 %
Somewhat disagree	65	19.9 %
Disagree	35	10.7 %
Totally disagree	42	12.8 %

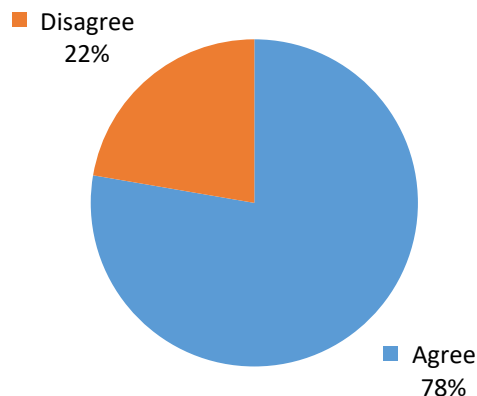


Domain 3: Student-Staff Relationships

Assesses students’ perceptions of their relationships with adults working in the school. This includes the degree to which students perceive their voice is being heard and if staff know them, care about them, and will help them. Also assesses the degree to which students’ feel they are being treated differently based on gender, race, or other factors such as socio-economic status.

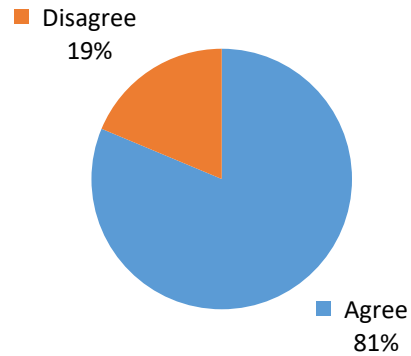
Question 22: I feel like my teachers care about me.

Answer	Count	Percent
Totally agree	37	11.3 %
Somewhat agree	124	37.9 %
Agree	93	28.4 %
Somewhat disagree	42	12.8 %
Disagree	9	2.8 %
Totally disagree	22	6.7 %



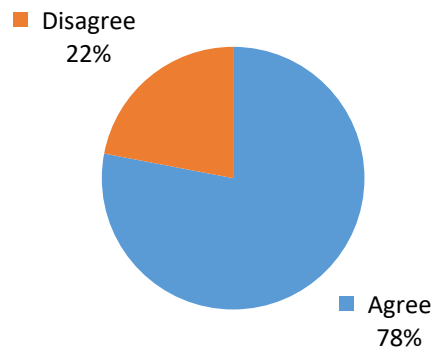
Question 23: If I need something, adults at this school will help me.

Answer	Count	Percent
Totally agree	37	11.3 %
Somewhat agree	118	36.1 %
Agree	111	33.9 %
Somewhat disagree	27	8.3 %
Disagree	18	5.5 %
Totally disagree	16	4.9 %



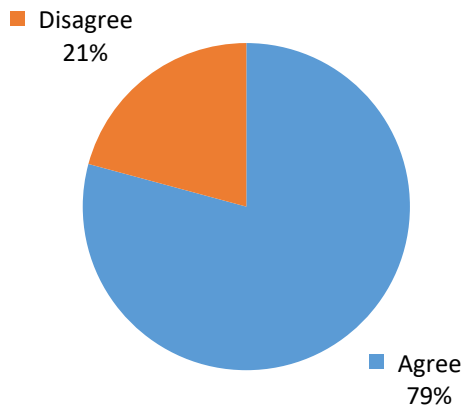
Question 24: I think there's an adult at this school who cares about me.

Answer	Count	Percent
Totally agree	64	19.6 %
Somewhat agree	75	22.9 %
Agree	116	35.5 %
Somewhat disagree	30	9.2 %
Disagree	21	6.4 %
Totally disagree	21	6.4 %



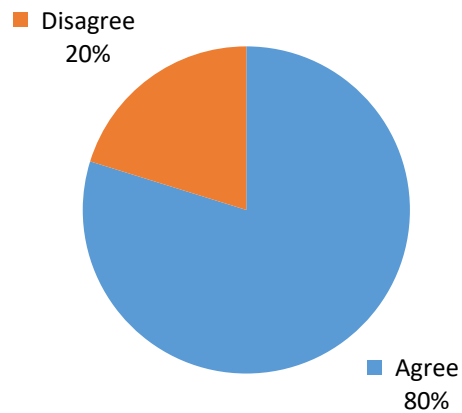
Question 25: Adults at this school treat me with respect.

Answer	Count	Percent
Totally agree	37	11.3 %
Somewhat agree	104	31.8 %
Agree	118	36.1 %
Somewhat disagree	32	9.8 %
Disagree	19	5.8 %
Totally disagree	17	5.2 %



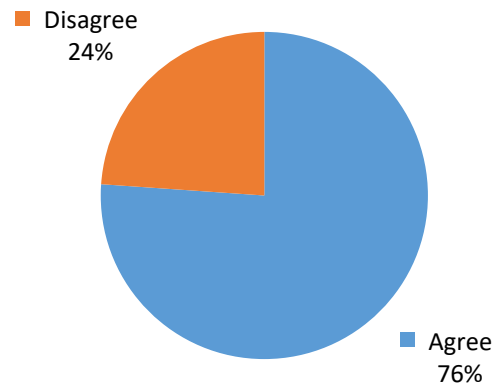
Question 26: Teachers smile and say hello to me.

Answer	Count	Percent
Totally agree	50	15.3 %
Somewhat agree	96	29.4 %
Agree	115	35.2 %
Somewhat disagree	22	6.7 %
Disagree	22	6.7 %
Totally disagree	22	6.7 %



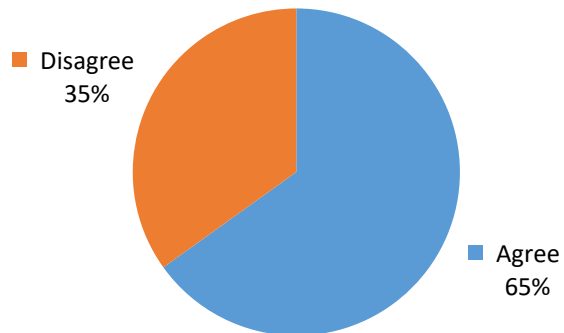
Question 27: My teachers listen to what I have to say.

Answer	Count	Percent
Totally agree	43	13.1 %
Somewhat agree	101	30.9 %
Agree	105	32.1 %
Somewhat disagree	42	12.8 %
Disagree	19	5.8 %
Totally disagree	17	5.2 %



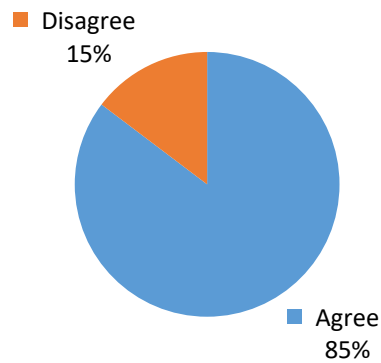
Question 28: I feel like my teachers know me.

Answer	Count	Percent
Totally agree	39	11.9 %
Somewhat agree	95	29.1 %
Agree	79	24.2 %
Somewhat disagree	37	11.3 %
Disagree	38	11.6 %
Totally disagree	39	11.9 %



Question 29: The adults in this school encourage me to do my best.

Answer	Count	Percent
Totally agree	68	20.8 %
Somewhat agree	89	27.2 %
Agree	122	37.3 %
Somewhat disagree	29	8.9 %
Disagree	10	3.1 %
Totally disagree	9	2.8 %

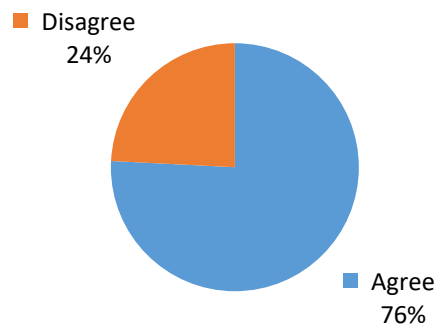


Domain 4: Student-Student Relationships

This domain assesses student perceptions of student interactions with their peers, including the extent to which they perceive other students to be kind and inclusive.

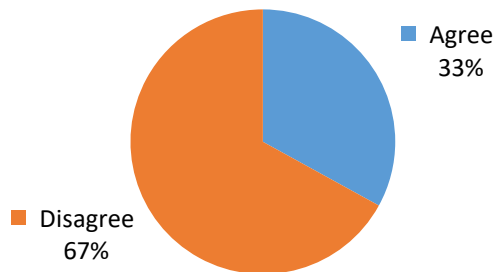
Question 30: Students at this school only talk to people they are friends with.

Answer	Count	Percent
Totally agree	70	21.4 %
Somewhat agree	107	32.7 %
Agree	71	21.7 %
Somewhat disagree	39	11.9 %
Disagree	24	7.3 %
Totally disagree	16	4.9 %



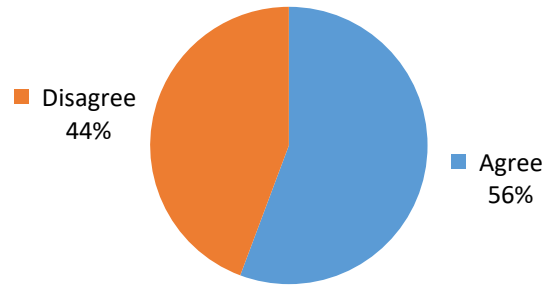
Question 31: Students at this school are kind to each other.

Answer	Count	Percent
Totally agree	7	2.1 %
Somewhat agree	83	25.4 %
Agree	18	5.5 %
Somewhat disagree	90	27.5 %
Disagree	53	16.2 %
Totally disagree	76	23.2 %



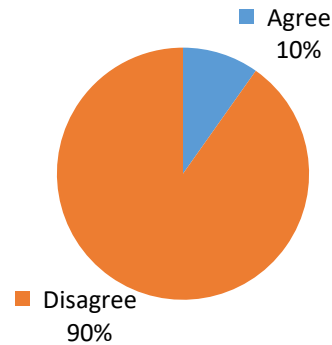
Question 32: If I need something, students at this school will help me.

Answer	Count	Percent
Totally agree	14	4.3 %
Somewhat agree	113	34.6 %
Agree	55	16.8 %
Somewhat disagree	56	17.1 %
Disagree	51	15.6 %
Totally disagree	38	11.6 %



Question 33: I am being bothered by a bully from this school.

Answer	Count	Percent
Totally agree	5	1.5 %
Somewhat agree	23	7.0 %
Agree	4	1.2 %
Somewhat disagree	16	4.9 %
Disagree	96	29.4 %
Totally disagree	183	56.0 %

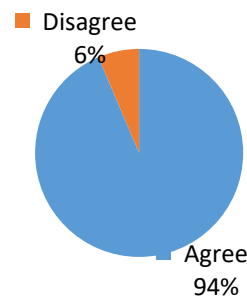


Domain 5: Family-School Connections

Assesses students' perceptions of the relationship between their parents/guardians and teachers. Assesses the degree to which they perceive that their parents/guardians are informed of—and care about—students' progress in school.

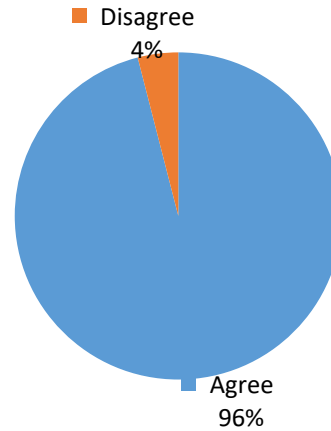
Question 34: My parent or guardian knows how I'm doing in school.

Answer	Count	Percent
Totally agree	112	34.3 %
Somewhat agree	58	17.7 %
Agree	136	41.6 %
Somewhat disagree	11	3.4 %
Disagree	4	1.2 %
Totally disagree	6	1.8 %



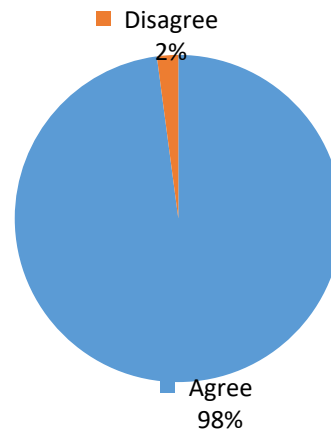
Question 35: My parent(s)/guardians know what is expected of me at school.

Answer	Count	Percent
Totally agree	136	41.6 %
Somewhat agree	47	14.4 %
Agree	131	40.1 %
Somewhat disagree	9	2.8 %
Disagree	4	1.2 %



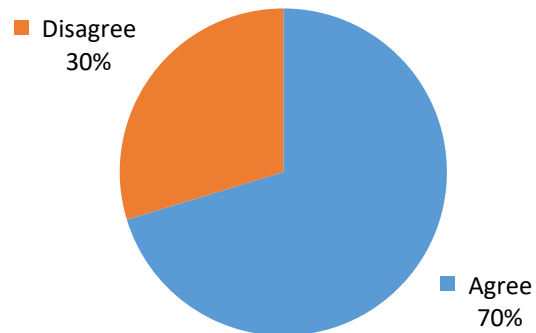
Question 36: My parent or guardian cares how I behave at school.

Answer	Count	Percent
Totally agree	180	55.0 %
Somewhat agree	26	8.0 %
Agree	114	34.9 %
Somewhat disagree	4	1.2 %
Totally disagree	3	0.9 %



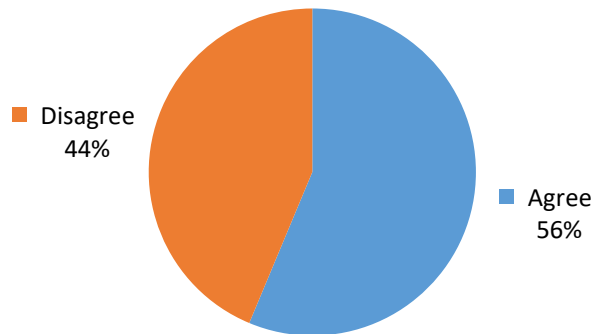
Question 37: My parent(s) / guardians know my teachers.

Answer	Count	Percent
Totally agree	53	16.2 %
Somewhat agree	115	35.2 %
Agree	62	19.0 %
Somewhat disagree	27	8.3 %
Disagree	52	15.9 %
Totally disagree	18	5.5 %



Question 38: My teacher(s) know my family/guardian.

Answer	Count	Percent
Totally agree	36	11.0 %
Somewhat agree	89	27.2 %
Agree	59	18.0 %
Somewhat disagree	49	15.0 %
Disagree	60	18.3 %
Totally disagree	34	10.4 %



Responses to open-ended and short answer items

Qualitative data can help explain the quantitative data listed above by providing additional, contextual information. The following items offer more information about students' (a) perceived strengths of the school, (b) perceived ways to improve their school-related experiences, (c) areas of the school in which they may not feel safe and why, (d) knowledge of the schoolwide expectations, and (d) preferred ways of being acknowledged.

What do you like about this school? [Sample answers provided below. Most deleted to preserve confidentiality]

I like that we don't have to go to lunch if we are not hungry

What I like about my school is that its fun and I like the people around me, I have fun events I like my elective and everything about this school.

I like about this school is that it is big and has a 2 minute bell to get to each class. And because it is a very good learning environment.

What I like about this school is that i have friends and we also have really fun activities. For one activities there is the cona ice

I like that the teacher/staff are somewhat nice they will treat you with respect they encourage me a lot they want nothing but the best for us the school also has some snacks you can buy with your Soar tickets i feel like they make it feel like a safe place they want us to feel safe and how times goes by i feel somewhat safe at school.

I like that the teachers don't give up on you because if you give up the teachers are there to see what is wrong.

What I like about this school is that they are keeping us safe by sending security or polices when there is like serious trouble.

some of the people in it.

That whenever you say something correct or do something right they reward you sometimes.

What I like about this school is that whenever a student needs something teachers or staff always help them.

The one thing i like about this school is my teachers and the teachers i have known since 6th grade.

What I like about this school is the actives we do on special days during school, the electives, the soar cart, the kona ice, assembles, the carnival, field trips, the music and the one minute warning when going to class, and the music during lunch break.

It is a pretty good school and most of the teachers are nice.

I like that teachers show respect to students

What i like about this school is my teachers are very hard working and they all want me to pass so i can go to the the next grade. I also like the sports in after school because they make me want to keep on playing, and play for a professional team.

I like how the teachers try their best to make you feel welcome and safe when you first start school. I also like how you meet new people at this school cause they will most often like the things you like. The work you do in classes is also not that hard for most people and if it is the teachers do the best they can to teach it so everyone can understand.

I like the time we get with our friends after lunch and i love the field trips and i like being able to get rewarded for my soar tickets.

What would make this school better? [Sample answers provided below. Most deleted to preserve confidentiality]

Something that can make this school better is better food and more field trips. As well as cleaner things like the bathrooms, class rooms also the field and track area could be more took in care .

More discipline would make this school WAY better because kids who get in fights and stuff come back to school the next day, I feel like they should suspend them or expel because its going to keep happening and make a bad image of or school.

The school could be a bit better by not having so much fights because everybody starts crowding up and what other student's are showing them is violence.

The school would be better if we had more security and better chrome books.

I think that the students should listen more. Some students are so bad saying, what I do? They know what they did... The teachers should be strict when it comes to breaking rules and really nice when students are on task... I think that we should have a cleaner campus by choosing people who want to pick up trash to clean the areas. We should also have work buddies. I used to do it in my old school. Some 8th graders will go to 6th grade classrooms and be a tutor by helping a student do their work and be on task. The student would get paid 5 soar tickets a day and every month, some people wouldn't be a tutor anymore so other 8th grader can be one.

One last thing they should do is put up the soccer nets! Once we score, someone has to run and get the ball. Maybe we can use last year's older nets! Also there should be a bucket near the goal that has balls in there.

if teacher we a little nicer and we could use our phones. And have fun days get to watch movies, longer lunch. Also if teacher didn't that yell that much.

Something that would make this school better is giving a small break to get a snack for both 8th and 7th and not just 6th graders because 7th graders have lunch pretty early and get hungry easily in the afternoon. What also needs to be improved is the food they serve because it does not really fill up students cause they don't like it and so they will get hungrier faster. The bathrooms here get messy pretty quickly too and so the janitors have more work to do also.

More incentives for the students would make this school better. I feel as if students don't get enough rewards for what they do, and that's what makes them less courageous than they can be.

What would make this school a lot better is if they improve their lunch and give us equipment during recess. Also give us a gym for P.E. But what would mostly make the school better is are lunch.

To start handing out soar tickets, I guess. Maybe an orchestra to go with band. Concerts--oh! Stop making all the sports after school, do people actually know how hard it is to get into after school? Its weird.

The school would be better if we had better ability to obtain the right for our voice to be heard, for example one of my friends entered a safety report and they called her up to the office after she handled the situation herself.

I think what would make this school better is if we went on more field trips. We could have the kids pay a certain amount of money towards the field trip. The school could sell more stuff like food or have a snack bar and the money could go towards the field trips. For honor lunches they should have something else every quarter instead of the same thing. Also when they give us a treat they could give us something bigger and more , that would encourage students to get even better grades because of the options available during honor lunches. I also think that teachers should give students soar tickets for turning in work or doing a certain something in class instead of something on the soar expectations. Students aren't usually seen doing something from the soar matrix, most of the time kids have a lot of soar tickets, it's because their teachers reward them with them in class and they don't just hand out one, they give several. When the soar cart comes around kids don't even have 10 soar tickets to buy something.

What would make the school better is less drama, teachers stop being so hard on us, principle (s) stop telling us what to do most of the time because to us students it's annoying and it just makes us not listen even more, and adults stop talking most of our freedom.

This school can be better if the yard aids and teacher gave more respect than arguing with students and saying we have no say and then the parent or guardian never knows what happens at school. And when the office knows that a student is have trouble with a kid, not one parent ever gets called but they call for Saturdays schools only. Teachers worrying about how other adults see them but then when the student gives disrespect, the teacher also gives disrespect and says more than what they shouldn't have said. Also when a teacher gives disrespect to a student, that student no longer would want to pay attention to the teacher which affects the student's grade and parents believe that it's the student that doesn't pay attention. Also yard aids give too much disrespect when a student is simply saying how they feel and that student get in trouble

I do not feel safe when I'm in these areas of the school (check all that apply):

Answer	Count	Percent
I feel safe in all areas of this school	167	29.6 %
School grounds	83	14.7 %
Hallways	67	11.9 %
Bathroom	59	10.5 %
Parking lot	54	9.6 %
Lockers	38	6.7 %
Cafeteria	26	4.6 %
Classrooms	26	4.6 %
Gym	17	3.0 %
Bus	15	2.7 %
Other ()	5	0.9 %
Other (outside)	1	0.2 %
Other (i have no reason to be scared)	1	0.2 %
Other (yard)	1	0.2 %
Other (we don't have a gym)	1	0.2 %
Other (Outside)	1	0.2 %
Other (WHEN 8TH GRADERS ARE OUT)	1	0.2 %
Other (P.E.)	1	0.2 %

Grade 6

Answer	Count	Percent
I feel safe in all areas of this school	53	32.3 %
School grounds	24	14.6 %
Hallways	20	12.2 %
Bathroom	18	11.0 %
Parking lot	17	10.4 %
Lockers	7	4.3 %
Bus	6	3.7 %
Gym	6	3.7 %
Cafeteria	5	3.0 %
Classrooms	4	2.4 %
Other (Outside)	1	0.6 %
Other (WHEN 8TH GRADERS ARE OUT)	1	0.6 %
Other ()	1	0.6 %
Other (P.E.)	1	0.6 %

Grade 7

Answer	Count	Percent
I feel safe in all areas of this school	112	28.6 %
School grounds	58	14.8 %
Hallways	45	11.5 %
Bathroom	39	10.0 %
Parking lot	35	9.0 %
Lockers	31	7.9 %
Classrooms	22	5.6 %
Cafeteria	21	5.4 %
Gym	11	2.8 %
Bus	9	2.3 %
Other ()	4	1.0 %
Other (outside)	1	0.3 %
Other (i have no reason to be scared)	1	0.3 %
Other (yard)	1	0.3 %
Other (we don't have a gym)	1	0.3 %

Grade 8

Answer	Count	Percent
Hallways	1	25.0 %

Parking lot	1	25.0 %
School grounds	1	25.0 %
I feel safe in all areas of this school	1	25.0 %

Female/Girl

Answer	Count	Percent
I feel safe in all areas of this school	76	23.9 %
School grounds	50	15.7 %
Hallways	47	14.8 %
Parking lot	34	10.7 %
Bathroom	32	10.1 %
Lockers	22	6.9 %
Classrooms	20	6.3 %
Cafeteria	15	4.7 %
Gym	9	2.8 %
Bus	7	2.2 %
Other ()	2	0.6 %
Other (outside)	1	0.3 %
Other (i have no reason to be scared)	1	0.3 %
Other (we don't have a gym)	1	0.3 %
Other (WHEN 8TH GRADERS ARE OUT)	1	0.3 %

I prefer not to answer

Answer	Count	Percent
School grounds	3	37.5 %
Bathroom	2	25.0 %
Hallways	1	12.5 %
Bus	1	12.5 %
Cafeteria	1	12.5 %

Male/Boy

Answer	Count	Percent
I feel safe in all areas of this school	91	39.1 %
School grounds	30	12.9 %
Bathroom	22	9.4 %
Parking lot	20	8.6 %
Hallways	19	8.2 %
Lockers	15	6.4 %
Cafeteria	9	3.9 %
Gym	8	3.4 %
Bus	7	3.0 %
Classrooms	6	2.6 %
Other ()	3	1.3 %
Other (yard)	1	0.4 %
Other (Outside)	1	0.4 %
Other (P.E.)	1	0.4 %

Non-binary/Other

Answer	Count	Percent
Bathroom	3	60.0 %
Lockers	1	20.0 %
Cafeteria	1	20.0 %

Asian

Answer	Count	Percent
I feel safe in all areas of this school	7	24.1 %
Parking lot	4	13.8 %

Bathroom	4	13.8 %
Hallways	3	10.3 %
School grounds	3	10.3 %
Lockers	3	10.3 %
Gym	3	10.3 %
Cafeteria	1	3.4 %
Classrooms	1	3.4 %

Latina/Latino

Answer	Count	Percent
I feel safe in all areas of this school	122	30.3 %
School grounds	60	14.9 %
Hallways	54	13.4 %
Bathroom	43	10.7 %
Parking lot	38	9.5 %
Lockers	24	6.0 %
Classrooms	19	4.7 %
Cafeteria	17	4.2 %
Bus	9	2.2 %
Gym	9	2.2 %
Other ()	3	0.7 %
Other (yard)	1	0.2 %
Other (we don't have a gym)	1	0.2 %
Other (WHEN 8TH GRADERS ARE OUT)	1	0.2 %
Other (P.E.)	1	0.2 %

Native American/Indigenous North American

Answer	Count	Percent
I feel safe in all areas of this school	8	25.8 %
School grounds	5	16.1 %
Bathroom	5	16.1 %
Hallways	4	12.9 %
Cafeteria	3	9.7 %
Parking lot	3	9.7 %
Classrooms	1	3.2 %
Lockers	1	3.2 %
Gym	1	3.2 %

Pacific Islander

Answer	Count	Percent
Hallways	1	33.3 %
School grounds	1	33.3 %
I feel safe in all areas of this school	1	33.3 %

White

Answer	Count	Percent
I feel safe in all areas of this school	25	23.6 %
Bathroom	16	15.1 %
School grounds	14	13.2 %
Hallways	11	10.4 %
Lockers	10	9.4 %
Parking lot	10	9.4 %
Gym	9	8.5 %
Cafeteria	5	4.7 %
Classrooms	3	2.8 %
Bus	2	1.9 %
Other (i have no reason to be scared)	1	0.9 %

Black/African American

Answer	Count	Percent
I feel safe in all areas of this school	18	36.7 %
School grounds	9	18.4 %
Hallways	4	8.2 %
Cafeteria	4	8.2 %
Lockers	3	6.1 %
Classrooms	2	4.1 %
Bathroom	2	4.1 %
Parking lot	2	4.1 %
Other ()	2	4.1 %
Gym	1	2.0 %
Other (outside)	1	2.0 %
Other (Outside)	1	2.0 %

I prefer not to answer

Answer	Count	Percent
I feel safe in all areas of this school	19	26.8 %
Parking lot	10	14.1 %
School grounds	9	12.7 %
Lockers	7	9.9 %
Hallways	6	8.5 %
Bathroom	6	8.5 %
Bus	5	7.0 %
Classrooms	4	5.6 %
Gym	3	4.2 %
Cafeteria	2	2.8 %

Why do you feel unsafe in these spaces?

[Responses deleted to preserve confidentiality]

What are SOAR schoolwide expectations?

[Students respond to this item here—all student responses are included in a full report. This provides information about how well students know the schoolwide expectations.]

What would help you feel valued for your hard work? Please check all that you like.

Answer	Count	Percent
Earn free time or fun activity	225	20.9 %
Earn a snack	209	19.4 %
Send a positive note to my parent or guardian	193	17.9 %
Choose a fun activity for the whole class	171	15.9 %
Earn a special job in the class (e.g. take materials to the office)	56	5.2 %
Earn school supplies	54	5.0 %
Recognize me publicly (e.g. read my name over morning announcements)	46	4.3 %
Wear something fun for a day	36	3.3 %
Eat lunch with an adult in the school	23	2.1 %
Other ()	3	0.3 %
Other (be positive in class every day)	3	0.3 %
Other (nothing tbh)	2	0.2 %
Other (Nothing)	2	0.2 %

Other (phone is class)	2	0.2 %
Other (get a free day)	2	0.2 %
Other (free time)	2	0.2 %
Other (be a teacher for a day)	2	0.2 %
Other (Ice cream)	1	0.1 %
Other (electronic day)	1	0.1 %
Other (buy us expensive stuff)	1	0.1 %
Other (use our phones)	1	0.1 %
Other (give out a reward like candy.)	1	0.1 %
Other (PLEASE BRING BACK END OF THE YEAR PARTIES)	1	0.1 %
Other (go to any class period that i want for a day)	1	0.1 %
Other (Homework pass)	1	0.1 %
Other (have more time with my friend)	1	0.1 %
Other (Soar Tickets)	1	0.1 %
Other (have electronics room)	1	0.1 %
Other (simply say that I did a good job)	1	0.1 %
Other (Just being given a "good job" can brighten my day.)	1	0.1 %
Other (Give me a good grade please.)	1	0.1 %
Other (use my phone)	1	0.1 %
Other (i get to suspend someone)	1	0.1 %
Other (let us have free time)	1	0.1 %
Other (Get lots of SOAR Tickets)	1	0.1 %
Other (Electronic Days)	1	0.1 %
Other (Earn money)	1	0.1 %
Other (earn money)	1	0.1 %
Other (skip 2 classes)	1	0.1 %
Other (be able to play phones for freetime)	1	0.1 %
Other (Get extra credit for grades)	1	0.1 %
Other (Be on are phone for the whole period)	1	0.1 %
Other (get a nintendo switch)	1	0.1 %
Other (earn chips)	1	0.1 %
Other (Get more soar tickets)	1	0.1 %
Other (INVITE MY FRIENDS FROM OTHER CLASSROOMS)	1	0.1 %
Other (get 10 SOAR ticket)	1	0.1 %
Other (extra time outside with 5 people of my choice?(dosen't have to be in the same class))	1	0.1 %
Other (Earn more breaks)	1	0.1 %
Other (Free time)	1	0.1 %
Other (electronic time)	1	0.1 %
Other (use your phone at school but not in class)	1	0.1 %
Other (Plan fun fridays)	1	0.1 %
Other (none)	1	0.1 %
Other (be the teacher for the day)	1	0.1 %
Other (let the whole class just chill and watch a movie for a period)	1	0.1 %
Other (use our phones for a day)	1	0.1 %
Other (To not get dress coded)	1	0.1 %
Other (Get a print out of any drawing/coloring page of my choice as long as it's school friendly)	1	0.1 %
Other (get money plus to get a vending machine)	1	0.1 %
Other (A party ever other Friday to recognize our hard work.)	1	0.1 %
Other (electronics day)	1	0.1 %

Grade 5

Answer	Count	Percent
Earn a snack	3	37.5 %
Earn free time or fun activity	2	25.0 %
Send a positive note to my parent or guardian	1	12.5 %
Choose a fun activity for the whole class	1	12.5 %
Earn school supplies	1	12.5 %

Grade 6

Answer	Count	Percent
Earn free time or fun activity	74	20.6 %
Send a positive note to my parent or guardian	65	18.1 %
Earn a snack	65	18.1 %
Choose a fun activity for the whole class	58	16.1 %
Earn school supplies	23	6.4 %
Earn a special job in the class (e.g. take materials to the office)	20	5.6 %
Wear something fun for a day	17	4.7 %
Recognize me publicly (e.g. read my name over morning announcements)	14	3.9 %
Eat lunch with an adult in the school	10	2.8 %
Other (get a nintendo switch)	1	0.3 %
Other (earn chips)	1	0.3 %
Other (Get more soar tickets)	1	0.3 %
Other (INVITE MY FRIENDS FROM OTHER CLASSROOMS)	1	0.3 %
Other (get 10 SOAR ticket)	1	0.3 %
Other (extra time outside with 5 people of my choice?(dosen't have to be in the same class))	1	0.3 %
Other (Earn more breaks)	1	0.3 %
Other ()	1	0.3 %
Other (Free time)	1	0.3 %
Other (electronic time)	1	0.3 %
Other (use your phone at school but not in class)	1	0.3 %
Other (Plan fun fridays)	1	0.3 %
Other (A party ever other Friday to recognize our hard work.)	1	0.3 %
Other (electronics day)	1	0.3 %

Grade 7

Answer	Count	Percent
Earn free time or fun activity	147	21.1 %
Earn a snack	138	19.8 %
Send a positive note to my parent or guardian	125	17.9 %
Choose a fun activity for the whole class	109	15.6 %
Earn a special job in the class (e.g. take materials to the office)	36	5.2 %
Recognize me publicly (e.g. read my name over morning announcements)	32	4.6 %
Earn school supplies	30	4.3 %
Wear something fun for a day	19	2.7 %
Eat lunch with an adult in the school	13	1.9 %
Other (be positive in class every day)	3	0.4 %
Other (nothing tbh)	2	0.3 %
Other ()	2	0.3 %
Other (Nothing)	2	0.3 %
Other (phone is class)	2	0.3 %
Other (get a free day)	2	0.3 %
Other (free time)	2	0.3 %
Other (be a teacher for a day)	2	0.3 %
Other (Ice cream)	1	0.1 %
Other (electronic day)	1	0.1 %
Other (buy us expensive stuff)	1	0.1 %
Other (use our phones)	1	0.1 %
Other (give out a reward like candy.)	1	0.1 %
Other (PLEASE BRING BACK END OF THE YEAR PARTIES)	1	0.1 %
Other (go to any class period that i want for a day)	1	0.1 %
Other (Homework pass)	1	0.1 %
Other (have more time with my friend)	1	0.1 %
Other (Soar Tickets)	1	0.1 %
Other (have electronics room)	1	0.1 %
Other (simply say that I did a good job)	1	0.1 %
Other (Just being given a "good job" can brighten my day.)	1	0.1 %
Other (Give me a good grade please.)	1	0.1 %

Other (use my phone)	1	0.1 %
Other (i get to suspend someone)	1	0.1 %
Other (let us have free time)	1	0.1 %
Other (Get lots of SOAR Tickets)	1	0.1 %
Other (Electronic Days)	1	0.1 %
Other (Earn money)	1	0.1 %
Other (earn money)	1	0.1 %
Other (skip 2 classes)	1	0.1 %
Other (be able to play phones for freetime)	1	0.1 %
Other (Get extra credit for grades)	1	0.1 %
Other (Be on are phone for the whole period)	1	0.1 %
Other (none)	1	0.1 %
Other (be the teacher for the day)	1	0.1 %
Other (let the whole class just chill and watch a movie for a period)	1	0.1 %
Other (To not get dress coded)	1	0.1 %
Other (Get a print out of any drawing/coloring page of my choice as long as it's school friendly)	1	0.1 %
Other (get money plus to get a vending machine)	1	0.1 %

Grade 8

Answer	Count	Percent
Send a positive note to my parent or guardian	2	25.0 %
Choose a fun activity for the whole class	2	25.0 %
Earn a snack	2	25.0 %
Other (use our phones for a day)	1	12.5 %
Earn free time or fun activity	1	12.5 %

Grade 12

Answer	Count	Percent
Earn free time or fun activity	1	33.3 %
Choose a fun activity for the whole class	1	33.3 %
Earn a snack	1	33.3 %